



# PROFESSIONAL WASHERS & DRYERS **VILLAS & HOLIDAY APARTMENTS**





# PROFESSIONAL WASHERS AND DRYERS

**BEST BUY**

Professional washer  
**Giant C MAX**



QUICK PROGRAMS  
TOTAL POWER 3,6 kW  
DRUM VOLUME 103 lt

**CAPACITY**

**10kg**

Professional dryer  
**Giant C PRO**



QUICK PROGRAMS  
TOTAL POWER 5,4 kW  
DRUM VOLUME 207 lt

**CAPACITY**

**10kg**

Professional washer  
**Titan Max**



QUICK PROGRAMS  
TOTAL POWER 3,8 kW  
DRUM VOLUME 147 lt

**CAPACITY**

**15kg**

Professional washer  
**Titan C Light**



QUICK PROGRAMS  
TOTAL POWER 5,4 KW  
DRUM VOLUME 254 lt

**CAPACITY**

**14kg**



# HYGENIC WASHING MACHINES AND DRYERS WITH OZONE GENERATOR




**Ozone** is a natural gas that becomes pure oxygen in contact with water and acts by dissolving organic matter.  
**An ozone generator** is a device that connects to a washing machine, mixes ozone with water and acts on viruses and bacteria in the process of laundry washing. Ozone attacks the cell membranes that cover them and deactivates them. The result is clean and disinfected laundry.

# HYGIENE PROGRAM



A customized washing program that ensures complete **disinfection** and outstanding washing performance.

# AUTO DOSING SYSTEM



LG professional devices are adapted for use in an **automatic dosing system**  
Beside devices, as a complete solution, we can offer you:

- superior dosing pumps
- specially designed detergents for laundrettes.

# SPECIALLY DESIGNED DETERGENTS FOR LAUNDRETTES



With LG professional appliances, we recommend **high-quality detergents** that are especially suitable for laundry.  
Liquid detergents can be dosed automatically and adapted for fast washing cycles and low temperature programs.  
Thanks to their hygienic properties, in addition to LG hygienic devices, they provide complete safety and cleanliness of the laundry.




## FLEXIBLE INSTALLATION



**LG professional dryers** can be installed on top of a washer or a dryer.


**Simple installation** on an existing network – appliances have a 220 V connection.  
**The machines are adaptable** to spaces. The washing machines have a drainage pumps so they can be connected to existing installations.

## DURABILITY



LG professional devices give you superior durability and reliability thanks to **LG Inverter Direct Drive™** technology.

## EFFICIENCY



LG professional washing machines are **ENERGY STAR** classified with the lowest water and electricity consumption compared to competing appliances of the same category.

## MONITORING & EASY SERVICE



**LG App** makes it easier than ever to do the laundry remotely.

Monitor your operations remotely with the **LG management Web**. You can get real-time status updates and diagnose problems remotely.

# Why to choose **LG** professional devices?

More than **50 villas & apartments** with LG devices



Short  
**delivery**  
time




**Best buy**  
devices



Quality of  
technical  
**support**



**Hygienic**  
programs  
and design



**User-  
friendly**  
devices



**WiFi** Smart  
technology

